

SOLVENT COLLECTION CABINETS (SCC)



Shown: Single drum cabinet (SCC-1-IS-N4)



Shown: Dual drum cabinet With Class 1, Div. 2 Purged Control Panel (SCC-2-EX-N4)

Wastech standard Solvent Collection Cabinets are designed to safely and efficiently collect and store solvents and other flammable liquids.

Specifications

- Safely store and transfer solvent waste automatically
- Flammable storage cabinets are FM approved, comply with current OSHA regulations, and are designed in accordance with the standards of NFPA code 30
- Cabinet internals rated for Class 1 Division 1 hazardous environment
- Cabinet designed for removable drums
- Simplex (one drum) or duplex (two drums) configuration
- 55-gallon or 110-gallon storage capacity
- Designed to integrate directly with Wastech SPLS solvent lift stations
- Custom cabinet and tank sizes available, call or e-mail Sales for more details

Standard Features

- Heavy duty, reinforced 18-gauge all-welded double wall construction
- Finished in 2-part, chemical resistant and impact resistant urethane paint
- 3-point self-latching doors with non-sparking latch
- Internal double containment with leak switch
- Tie downs and adjustable leveling legs
- 316 stainless steel valves and piping
- Air operated valves for drum filling
- Fire sprinkler
- Low exhaust pressure switch
- Low CDA pressure switch
- Intrinsically safe level switch assemblies
- Proximity switches to confirm proper drum placement
- Steel rollers to facilitate drum removal
- Electrical grounding for cabinet and drums
- Electrical quick disconnects to remove level switches
- Drum valve quick disconnect system for safe and easy removal of drums
- Standard control panel is remote-mounted and rated for non-hazardous locations
- Alarm integration to Building Management System

Optional Features

- Stainless steel cabinet
- Hazardous location rated control panel
- Load cells to allow for continuous level measurement

ORDERING INFORMATION

SCC	Solvent Collection Cabinet					
	Number of Drums (Choose One)					
	-1	One 55 Gallon Drum				
	-2	Two 55 Gallon Drums				
	Area Classification for Control Panel (Choose One)					
	-IS	Remote Mounted Panel, Non-Hazardous Area W/Intrinsically Safe Instrumentation (UL 698A)				
	-EX	Remote Mounted Panel, Hazardous Area (Class 1, Div. 2, Purged Panel)				
	Control Option (Choose One)					
	-IM	IDEC PLC with 7" Maple HMI (Not Available on -EX panels)				
	-AB	Allen-Bradley MicroLogix PLC with 6" PanelView Plus HMI				
	Enclosure Rating (Choose One)					
	-N4	NEMA4 – Powder Coated Carbon Steel				
	-N4XS	NEMA4X – 304 Stainless Steel				
	Drum Cabinet Options (Choose Any)					
	-LC	Load Cells for Each Drum for Continuous Level Measurement				
	-SS	304 Stainless Steel Cabinet				
Example Part Number						
SCC	-1	-IS	-IM	-N4	-LC	SCC-1-IS-IM-N4-LC
SCC	-2	-EX	-AB	-N4XS	-SS	SCC-2-EX-AB-N4XS-SS

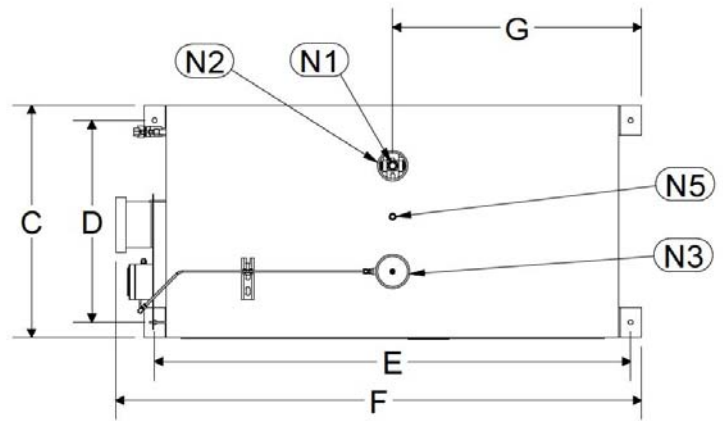


DIMENSIONS AND TECHNICAL INFORMATION

PART NUMBER	DIMENSIONS (IN)							DRY WEIGHT (LBS)	MAX WEIGHT (LBS)
	A	B	C	D	E	F	G		
SCC-1	82"	77"	30 3/4"	26 3/4"	38"	44 3/4"	22 1/2"	850 LBS	1800 LBS
SCC-2	82"	77"	30 3/4"	26 3/4"	63"	69 3/4"	33"	1100 LBS	2500 LBS

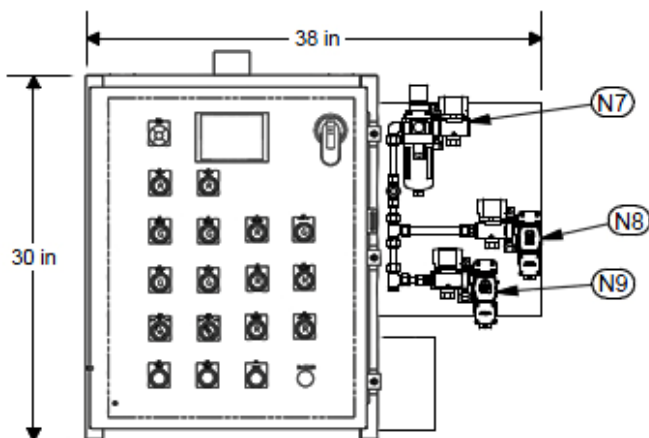
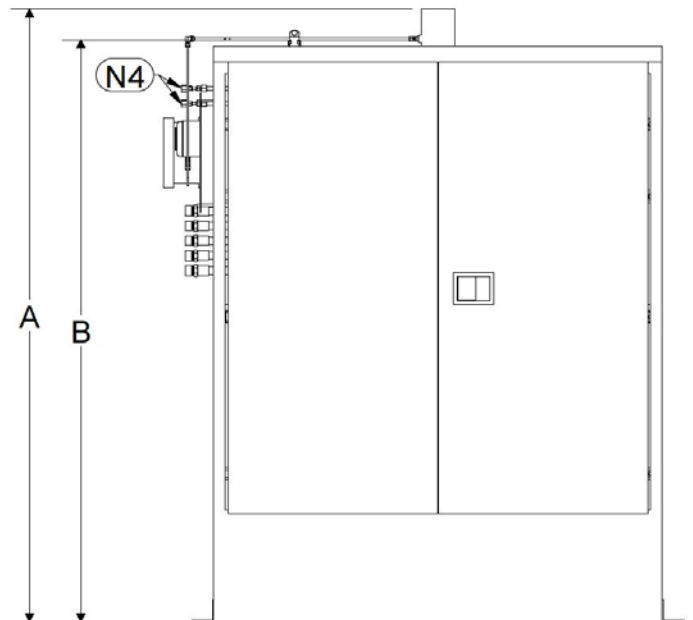
NOZZLE SCHEDULE

NOZZLE	DESCRIPTION	SERVICE
N1	3/4" MNPT	SOLVENT INLET
N2	4" MNPT	INLET DOUBLE CONTAINMENT
N3	4" MNPT	CABINET VENT
N4	3/8" FNPT	CDA TO DRUMS
N5	1/2" MNPT	WATER INLET FOR SPRINKLER
N7	1/2" FNPT	CDA INLET
N8	3/8" FNPT	CDA TO DRUM 1
N9	3/8" FNPT	CDA TO DRUM 2



UTILITY REQUIREMENTS

SERVICE	DESCRIPTION
POWER	115 VAC / 1 / 60 Hz / 5 AMPS
CDA	1 SCFM @ 100 PSI
EXHAUST	0.1" - 0.5" W.C. APP. 8 - 10 CFM



CONTROL PANEL